

Name _____ Period _____

Chapter 2: The Chemical Context of Life

This chapter covers the basics that you may have learned in your chemistry class. Whether your teacher goes over this chapter, or assigns it for you do review on your own, the questions that follow should help you focus on the most important points.

Concept 2.1 Matter consists of chemical elements in pure form and in combinations called compounds

1. Define and give an example of the following terms:
matter

element

compound
2. What four elements make up 96% of all living matter?
3. What is the difference between an *essential element* and a *trace element*?
essential element

trace element

Concept 2.2 An element's properties depend on the structure of its atoms

4. Sketch a model of an atom of helium, showing the electrons, protons, neutrons, and atomic nucleus.
5. What is the atomic number of helium? _____ Its atomic mass? _____
6. Here are some more terms that you should firmly grasp. Define each term.
neutron

proton

electron

atomic number

atomic mass

isotope

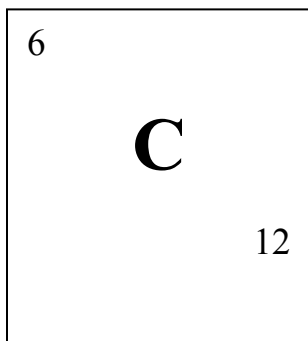
electron shells

energy

7. Consider this entry in the periodic table for carbon.

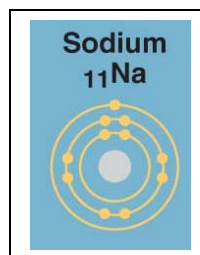
What is the atomic mass? _____ atomic number? _____

How many electrons does carbon have? _____ neutrons? _____



8. Which is the only subatomic particle that is directly involved in the chemical reactions between atoms?
9. What is *potential energy*?
10. Explain which has more potential energy in each pair:
- a. boy at the top of a slide/boy at the bottom
 - b. electron in the first energy shell/electron in the third energy shell
 - c. water/glucose

11. What determines the chemical behavior of an atom?
12. Here is an electron distribution diagram for sodium:
- a. How many valence electrons does it have? _____ Circle the valence electron(s).
- b. How many protons does it have? _____



Concept 2.3 The formation and function of molecules depend on chemical bonding between atoms

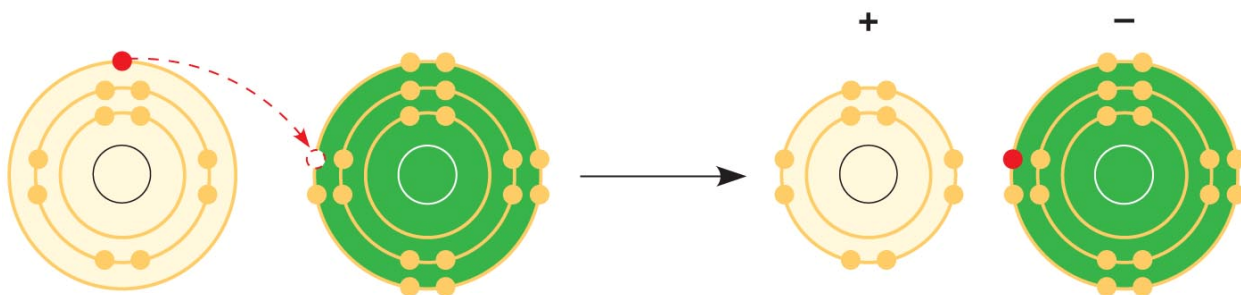
13. Define *molecule*.
14. Now, refer back to your definition of a *compound* and fill in the following chart:

	Molecule? (y/n)	Compound? (y/n)	Molecular Formula	Structural Formula
Water				
Carbon dioxide				
Methane				
O ₂			O ₂	

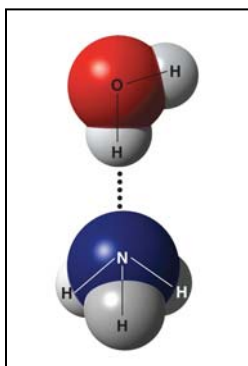
15. What type of bond is seen in O₂? Explain what this means.
16. What is meant by *electronegativity*?
17. Explain the difference between a *nonpolar covalent bond* and a *polar covalent bond*.

18. Make an electron distribution diagram of water. Which element is most electronegative? Why is water considered a *polar* molecule? Label the regions that are more positive or more negative. (This is a very important concept. Spend some time with this one!)

19. Another bond type is the *ionic bond*. Explain what is happening in the figure below (2.14):



20. What two elements are involved above?
21. Define *anion* and *cation*. In the preceding example, which is the anion?
22. What is a *hydrogen bond*? Indicate where the hydrogen bond occurs in this figure.



23. Explain *van der Waals interactions*. Though they represent very weak attractions, when these interactions are numerous they can stick a gecko to the ceiling!

24. Here is a list of the types of bonds and interactions discussed in this section. Place them in order from the strongest to the weakest: hydrogen bonds, van der Waals interactions, covalent bonds, ionic bonds.

STRONG



WEAK

25. Use morphine and endorphins as examples to explain why molecular shape is crucial in biology.

Concept 2.4 Chemical reactions make and break chemical bonds

26. Write the chemical shorthand equation for photosynthesis. Label the *reactants* and the *products*.
27. For the equation you just wrote, how many molecules of carbon dioxide are there? _____
How many molecules of glucose? _____ How many elements in glucose? _____
28. What is meant by *dynamic equilibrium*? Does this imply equal concentrations of each reactant and product?

Testing Your Knowledge: Self-Quiz Answers

Now you should be ready to test your knowledge. Place your answers here:

1. _____ 2. _____ 3. _____ 4. _____ 5. _____ 6. _____ 7. _____ 8. _____